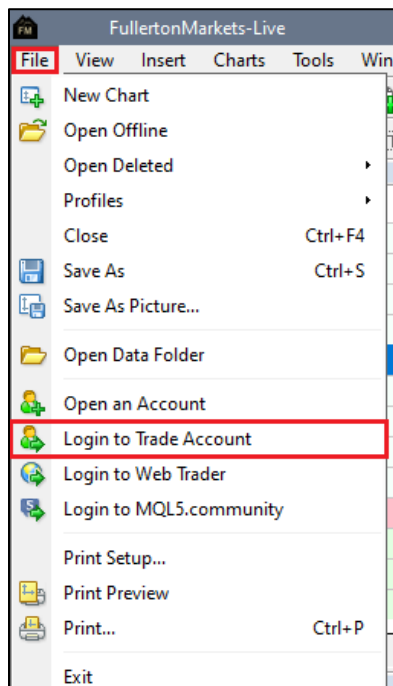


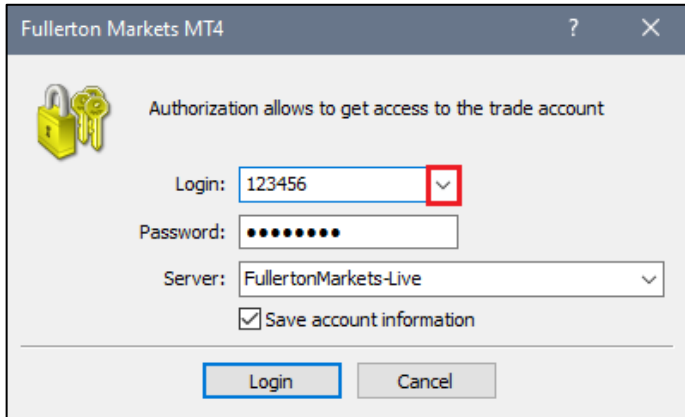
Fullerton Markets-Live2 Migration Guide: MT4 Client Terminal App Guide

1. Client with existing MT4 Client terminal application and Expert Advisers (EA) installed on the client terminal could use this method to avoid reinstalling the EA.
2. Open the existing Fullerton Markets MT4 client terminal application on the PC.
3. Click on “File”, “Login to Trade Account”.



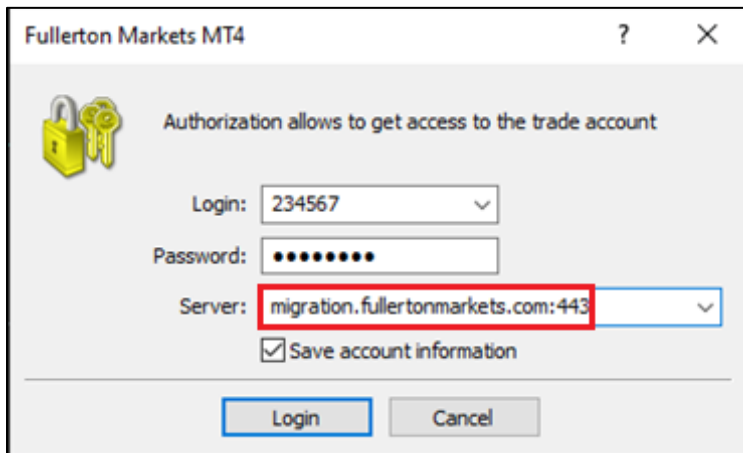
4. On the pop-up window,

4.1. On the login selection, click on the drop-down list to select the desired account to login to.



4.2. Key in the account credentials

5. On the “Server” field, please type in “migration.fullertonmarkets.com:443”.



Click on login.